



2020 Prizes and Awards – gender diversity

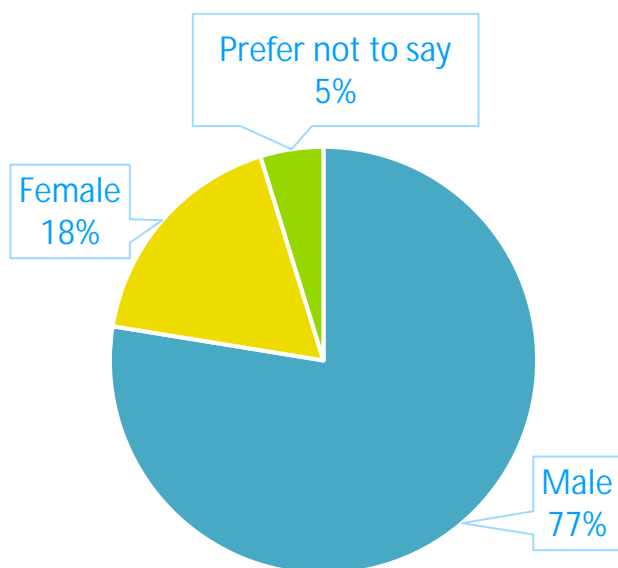
The Royal Society of Chemistry is committed to supporting and improving inclusion and diversity in the chemical sciences. As part of this commitment, we publish statistics relating to gender diversity in our Prizes and Awards programme alongside our annual announcement of winners.

These statistics relate to our central Prizes and Awards Programme. All percentages have been rounded to integers.

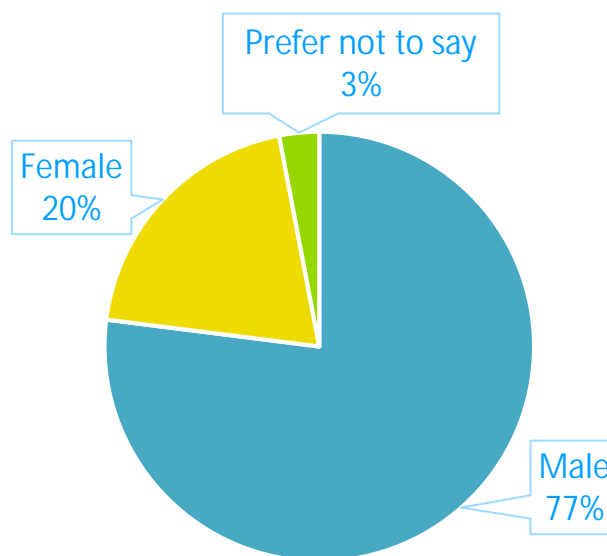
We invited all participants in this year's Prizes and Awards Programme to provide their own diversity information as part of the nomination process. The response rate from individual nominees was 77%, and the response rate from individual winners was 75%.

For more information on our Prizes and Awards, please visit [rsc.li/awards](https://www.rsc.li/awards) or contact us at awards@rsc.org.

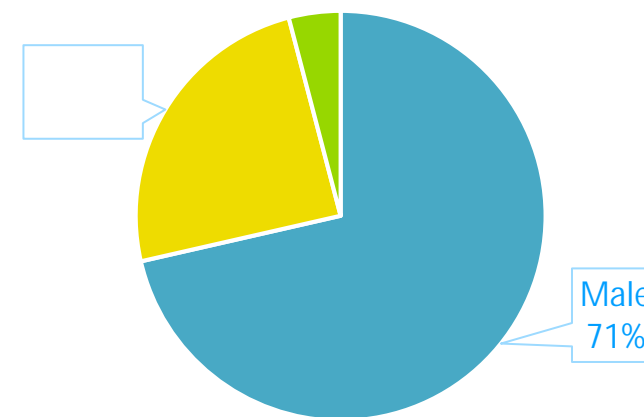
2020 nominators



2020 nominees (individuals)



2020 winners (individuals)





Nominators by year

| Year | Female nominators (%) | Male nominators (%) | Prefer not to say (%) |
|------|-----------------------|---------------------|-----------------------|
| 2015 | 12 | 84 | 4 |
| 2016 | 12 | 83 | 4 |
| 2017 | 13 | 81 | 7 |
| 2018 | 17 | 79 | 4 |
| 2019 | 17 | 79 | 4 |
| 2020 | 18 | 78 | 5 |

Nominees (individual) by year

Winners (individual) by year

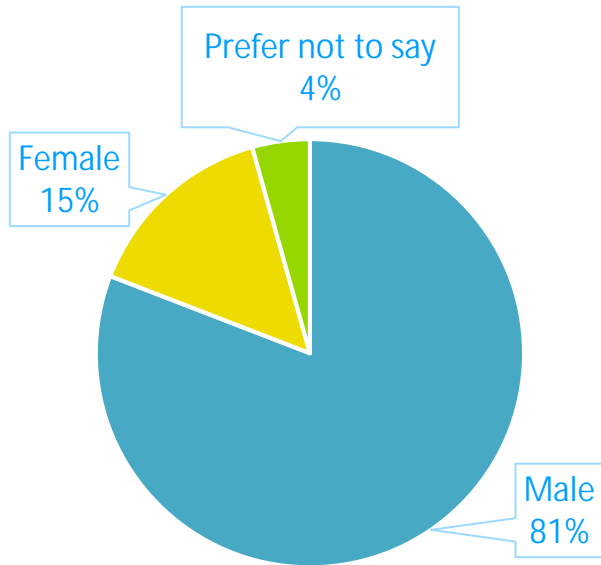
—

2020 nominees – breakdown

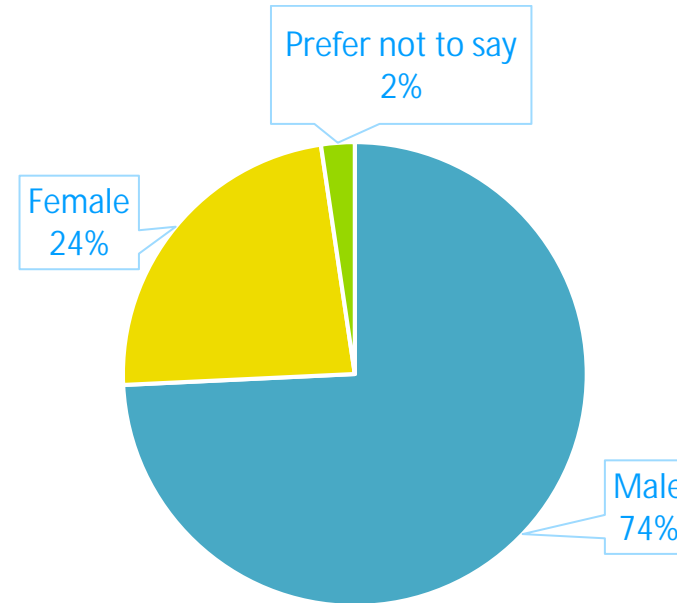
We have not published data where the population size is small to prevent the identification of individuals. For this reason, we have not published a breakdown of winners in the below sub-categories.



2020 nominees – Prizes



2020 nominees – Awards



2020 nominees – early career awards*

2020 nominees – mid/established career awards*



2020 nominees – no career stage restriction*

* Early career awards: awards where eligibility criteria states nominees should typically have no more than 10 years full-time